


Year 1



Phonics Screening

A guide for parents.

Our All Saints family shall arise and shine for the light of The Lord is upon us.

What is Phonics?



Children are taught to read by breaking down (segmenting) words into separate sounds or 'phonemes'. They are then taught how to blend these sounds together to read the whole word.

Children in Key Stage 1 have a RWI phonics lesson daily and they are encouraged to use these strategies to read and write in other lessons.



Reading changes
everything

Teach a child to read and keep that child reading and we will change everything.

And I mean everything.

Jeanette Winterson



What is the Phonics Screening Check?

- A word-reading test at the end of Year 1.
- Children read 40 words.


What is the aim of the check?

- The Phonics Screening Check is designed to confirm whether individual children have learnt phonic decoding (i.e. apply their knowledge of letter-sound relationships) and blending (i.e. the skill of joining individual speech sounds (phonemes) together to make a word) skills to an appropriate standard

Key stage 1

Phonics screening check

Pupils' materials



Speed Sounds

Set 3



Consonant sounds


f	l	m	n	r	s	v	z	sh	th	ng
ff	ll	mm	nn	rr	ss	ve	zz	ti		nk
ph	le	mb	kn	wr	se		s	ci		
					c		se			
					ce					

b	c	d	g	h	j	p	qu	t	w	x	y	ch
bb	k	dd	gg		j	pp		tt	wh			tch
	ck				g							
	ch				ge							
					dge							

Vowel sounds

a	e	i	o	u	ay	ee	igh	ow
	ea				<u>a-e</u>	<u>e-e</u>	<u>i-e</u>	<u>o-e</u>
					ai	y	ie	oa
						ea	i	o
						e	y	

oo	oo	ar	or	air	ir	ou	oy	ire	ear	ure
<u>u-e</u>			oor	are	ur	ow	oi			
ue			ore		er					
ew			aw							
			au							



When will the screening happen?




Every Year 1 child in the country will be taking the Phonics Screening Check in June.

Those Year 2 children who don't pass will be taking the test.

The results will be reported to parents.

What do we expect children to do?



- The check is very similar to tasks the children already complete during phonics lessons
- Children will be asked to 'sound out' (Fred Talk) a word and blend the sounds together, eg d-o-g - dog
- The focus of the check is to see which sounds the children know

THIS IS NOT A READING TEST

Example words




Section 2

Section 2

Alien/Pseudo
words

var



slirt



weaf



pobe




twice

gloom

turn

mode

Real words



How will the children complete the check?



The children will complete the check one at a time in a quiet area of the school.

The screening will only take 5-10 mins with each child.

How can you help?

The way in which you learnt to read, is probably very different from the way we teach children to read now, so here is a quick guide to some of the things you can do to help you child in preparation for the Screening Check.

1. Help your child to use 'Special Friends', 'Fred Talk' to read words.
2. Encourage children to use sound buttons when breaking the words down if necessary.
 - A dot for a single phoneme, a small line for a digraph/trigraph and a hook for an split digraphs we call these special friends. These should all be placed under the letters in the word
3. Watch the virtual RWI classroom films together on the school website.
4. Listen to your child read everyday!

Using sound buttons



We use sound buttons to help children recognise the different parts of a word. (single phonemes, digraphs, trigraphs and split digraphs)

buttons



single phoneme

lines




digraph or trigraph

hooks



split digraph



★ Special Friends ★

Using sound buttons



buttons



A button tells us that a grapheme (letter) makes an individual sound for example:



cat
● ● ●



lines



A line shows us that more than one grapheme (letter) joins together to make a new sound (digraph or trigraph) for example:



rain
● — ●

A hook, like a line, shows us that more than one grapheme (letter) joins together to make a new sound BUT those letters are split (split digraph) for example:

cake

'Special Friends', 'Fred Talk'

1.6

ship

— . .

Nonsense words



sheb



glight



ched



teb

Free Video Tutorials (ruthmiskin.com)



[Back](#) Parents AAA

Read Write Inc. Phonics - Learning to read at home

Parents films

The films below show parents and carers how we teach children to read and write with *Read Write Inc. Phonics*.

If your child is in a school that teaches *Read Write Inc.* or if you have bought a parent pack, the films will help you and your child practise together at home.

If you have a question for us, please get in touch via our [Facebook](#) or [Twitter](#) pages and subscribe to our [YouTube](#) channel.


Films for Parents and Carers
from RMT MAIN

1 of 18 Reading the Set 3 so...

Ruth Miskin Training

06:01

vimeo



Online resources available




- Ruth Miskin Parents' Page:
 - <https://www.ruthmiskin.com/parents/>
- Ruth Miskin Facebook:
 - <https://www.facebook.com/miskin.education>
- Free e-books for home reading:
 - <http://www.oxfordowl.co.uk/Reading/>





Questions

If you have any questions regarding the Phonics Screening Check, please contact the school office and arrange an appointment with your child's class teacher, myself or a member of SLT.





Thank you

Thank you for your ongoing support



Thank
You!